



HAL
open science

A scalable and effective routing algorithm for multi-FPGA based large scale NoC

Zhiwei Ge, Junyan Tan, Virginie Fresse, Frédéric Rousseau, Sunying Yao

► **To cite this version:**

Zhiwei Ge, Junyan Tan, Virginie Fresse, Frédéric Rousseau, Sunying Yao. A scalable and effective routing algorithm for multi-FPGA based large scale NoC. COLLOQUE NATIONAL DU GDR SOC-SIP, Jun 2011, Lyon, France. 2 p. ujm-00601664

HAL Id: ujm-00601664

<https://ujm.hal.science/ujm-00601664>

Submitted on 20 Jun 2011

HAL is a multi-disciplinary open access archive for the deposit and dissemination of scientific research documents, whether they are published or not. The documents may come from teaching and research institutions in France or abroad, or from public or private research centers.

L'archive ouverte pluridisciplinaire **HAL**, est destinée au dépôt et à la diffusion de documents scientifiques de niveau recherche, publiés ou non, émanant des établissements d'enseignement et de recherche français ou étrangers, des laboratoires publics ou privés.

A Scalable and Effective Routing Algorithm for Multi-FPGA Based Large Scale NoC

Zhiwei GE¹, Junyan TAN², Virginie FRESSE², Frédéric ROUSSEAU³, Suying YAO¹

¹ASIC Design Center
NO. 92, Weijin Road
Tianjin University
Tianjin, China

²Laboratoire Hubert Curien
18 Rue Benoit Lauras
Université Jean Monnet-Université de Lyon
Saint-Etienne, France

³TIMA Laboratory, UJF/CNRS/Grenoble INP
SLS Group
46, Avenue Félix Viallet
Grenoble, France

E-mail: {gezhiwei},{syyao}@tju.edu.cn, {junyan.tan}, {virginie.fresse}@univ-st-etienne.fr, frederic.rousseau@imag.fr

Abstract — In the context of the FPGA resource limitation for large scale NoC, multi-FPGA based solutions are proposed. Due to the scalable routing scheme and packet format, the proposed routing algorithm can be used with both intra-FPGA and inter-FPGA communications. The effectiveness of the scheme is that it can be used for any multi-FPGA based NoC with small amount extra resource consumption.

Index Terms— routing algorithm, multi-FPGA, NoC, emulation

I. INTRODUCTION

Network-on-Chip (NoC) has been proposed as a solution to implement future on-chip interconnections [1]. NoCs can provide higher overall bandwidth and more scalability with less power consumption [2].

NoC emulation using FPGA is widely used for evaluating the performances of the communication [3]. This experimental approach suffers from scalability issue, mainly due to the resource limitation of FPGA. Multi-FPGA based emulation systems are proposed to solve this problem [4][5]. No fully scalable NoC architectures for multi-FPGA emulation purpose are proposed in literature.

The contribution of this work is to propose a scalable NoC on multi-FPGA platform from existing mesh NoC using the packet-switching technique. We propose a routing algorithm considering inter-FPGA and intra-FPGA communications based on existing 2D routing algorithms.

II. THE HERMES NOC

In our work, we use Hermes NoC to illustrate the proposed routing algorithm. Any NoC with mesh topology using packet-switching technique can replace the Hermes NoC. The Hermes NoC was designed by Fernando MORAES from FACIN-PUCRS [6], and is depicted in Fig. 1.

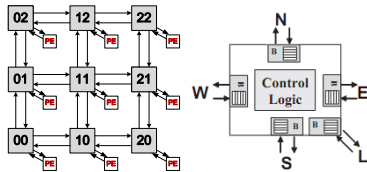


Fig. 1 The Hermes NoC

The Hermes NoC uses the 2D mesh topology in which router has a set of bi-directional ports EAST, WEST, NORTH, SOUTH and LOCAL linked to other routers and PEs. The XY routing is often used due to its determinism and simplicity. The ATLAS tool can generate synthesizable VHDL NoCs with different flit sizes, buffer depths and routing algorithm. This tool also proposes SystemC simulation models with simulation VHDL models of traffic generators and traffic receptors.

III. THE ROUTING ALGORITHM FOR MULTI-FPGA BASED NOC

A. The proposed routing algorithm

We consider a multi-FPGA platform with M FPGAs (the index of the FPGA that node N belongs to is denoted by z_N). We denote the source node and destination node of a packet with S and D , respectively, and the current node with C . There is also one identical multi-dimension node N_{MD} in each FPGA. The N_{MD} node is the node (2, 2) in Fig. 2 in the 3X3 NoC implemented on 2 FPGAs. In addition to the traditional ports, the switch of N_{MD} has two extra ports UP and DOWN. The multi-dimension router can transfer packets to the adjacent FPGAs with these two extra ports.

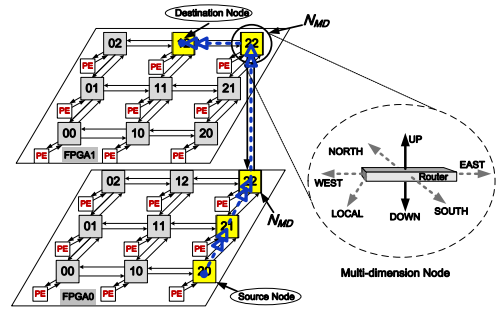


Fig. 2 The multi-FPGA based NoC and N_{MD} node

The basic idea of the multi-FPGA based routing scheme is to transfer the packet to the destination FPGA z_D firstly (if the packet is not in FPGA z_D). The architecture of the router using the proposed multi-FPGA based routing algorithm is shown in Fig. 3. Three modules implement the router: *input buffers*, *switch control logic* and *crossbar interconnections*. When an input buffer receives the first 2 flits of a packet, it sends the flits to the switch control logic. The switch control logic can establish interconnections between the input ports and the correct outputs using the proposed routing algorithm. The algorithm compares the z_C with z_D firstly. Flits must be routed to D when z_C equals to z_D . If this is not the case, flits will be routed to the UP port of N_{MD} when z_C is greater than z_D and to the DOWN port of N_{MD} when z_C is smaller than z_D .

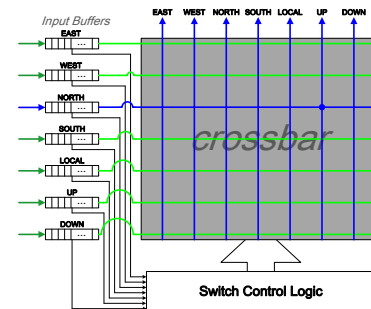


Fig.3 The architecture of router dedicated to multi-FPGA.

B. The packet format

In order to support and evaluate the described multi-FPGA based routing, we require a five-flit header. The format of packet is adapted to multi-FPGA based NoC communication and is depicted in Fig. 4. The first and the second flit of the header represent the address of the

destination FPGA z_D and the 2D co-ordinate information of the destination router. The number of flits in the packet payload is stored in the third flit. To evaluate the latency performance of the proposed algorithm, the total latency between the source and destination router and the inter-FPGA link latency are included in the header.

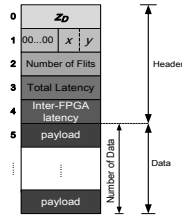


Fig. 4 Format of packet for multi-FPGA routing

IV. EXPERIMENTS AND RESULTS

Implementations and emulations are done on a multi-FPGA platform using four ML506 development board with Xilinx ISE 10.1. The ML506 board contains a Virtex5 FPGA (32640 registers and 32640 LUTs) with high speed serial designs using the RocketIO™ GTP transceivers [7].

A. Resource utilization

Resource utilization experiments are done firstly for routers (32-bit flit, 16-flit buffer), as depicted in Fig. 5.

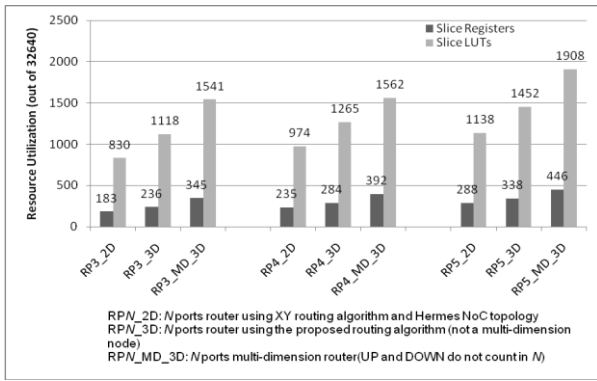


Fig. 5 Resource utilization results for routers

The extra resources are about 50 registers and 300 LUTs between RPN_2D and RPN_3D (i.e. the same router using respectively the XY and the proposed routing algorithm). The resources used for N_{MD} node are higher than any other nodes. The N_{MD} node uses respectively about 160 more registers and 700 more LUTs than 2D nodes and 110 more registers and 400 more LUTs than 3D nodes.

We also compare the resource utilization for different size of NoCs (32-bit flit, 16-flit buffer), as shown in Fig. 6.

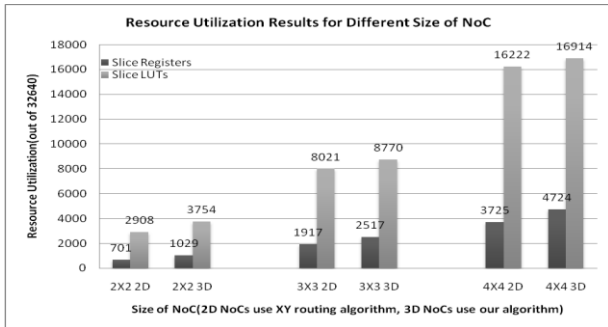


Fig. 6 Resource utilization results for NoCs

The 2x2 3D NoC uses 46.7% more registers and 29.1% more slice LUTs compared to the 2x2 2D NoC. Extra LUTs are 31.2% or 26.8% for respectively the 3x3 and 4x4 NoC. Extra registers are 9.3% or 4.2% for respectively the 3x3 and 4x4 NoC. The number of extra resources is getting lower when the size of NoC is getting higher. With the

resource utilization results of 2D NoCs, resources of the NoC can be extended and estimated to multi-FPGA platforms.

B. Average latency with different links

The average latency of multi-FPGA based NoC depends on both the offered load and the inter-FPGA link. The minimal latency in clock cycles using the proposed algorithm to transfer a packet is given by:

$$latency = (\sum_{i=1}^n R_i) + P * 2 + T_LINK \quad (1)$$

Where n is the number of switches in the communication path (source and target included), R_i is the number of clock cycles for routing data through one router, P is the packet size and T_LINK is the inter-FPGA link latency (flit 4 in the packet from Fig. 4). R_i depends on the routing algorithm. R_i is 7 clock cycles for 2D XY routing and 11 clock cycles for the proposed routing algorithm.

Fig. 7 shows the average latencies with different links for the 3X3X2 NoC to transfer 50 packets with 9-flit length using the NoC and the scenario depicted in 2.

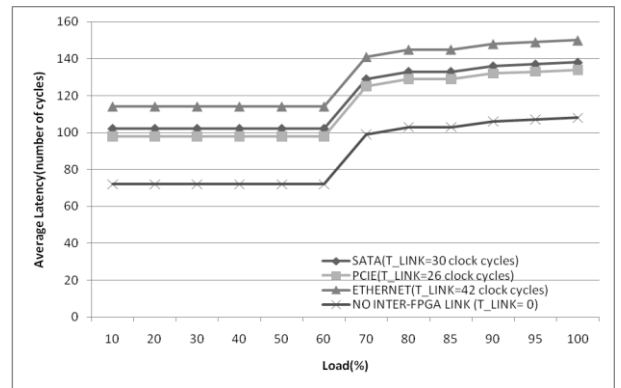


Fig. 7 The average latency for 2X3X3 NoC with different links

The average latencies have the same behavior whatever the type of communication. The saturation point can be evaluated (around 70% for this case). From any emulation, we can estimate the latency between two nodes without considering the inter-FPGA communication (by removing the numbers of clock cycles used by the communication).

V. CONCLUSION

In this paper, we designed a hardware implementation of routing algorithm for multi-FPGA based large scale NoC based on the existing 2D routing scheme. The proposed routing algorithm can be used with both intra-FPGA and inter-FPGA communications. We showed a resource utilization and latency performance evaluation for our work.

REFERENCES

- [1] L. Benini, G. D. Micheli, "Networks on Chips: A New SoC Paradigm," *IEEE Computer*, Vol. 35, NO. 1, pp. 70-78, Jan. 2002.
- [2] S. Kumar, A. Jantsch, M. Millberg *et al.*, "A Network on Chip Architecture and Design Methodology," *IEEE Computer Society Annual Symposium on VLSI*, pp. 117, 2002.
- [3] G. Schelle, D. Grunwald, "Exploring FPGA Network on Chip Implementations Across Various Application and Network Loads," *International Conference on Field Programmable Logic and Applications*, pp. 41-46, 2008.
- [4] M. Stepniewska, A. Luczak, J. Siast, "Network-on-Multi-Chip (NoMC) for Multi-FPGA Multimedia Systems," *13th Euromicro Conference on Digital System Design: Architectures, Methods and Tools*, pp.475-481, 2010.
- [5] K. M. Abdallah-Medjadji, B. Senouci, F. Petrot, "Large Scale On-Chip Networks: An Accurate Multi-FPGA Emulation Platform" *11th Euromicro Conference On Digital System Design Architectures, Methods And Tools*, pp. 3-9, 2008.
- [6] F. Moraes, N. Calazans, A. Mello *et al.*, "HERMES: an infrastructure for low area overhead packet-switching networks on chip," *INTEGRATION, the VLSI Journal*, Vol. 38, pp. 69-93, 2004.
- [7] <http://www.xilinx.com/support/documentation/ug348.pdf>